



A Vital Part of Your
Wellbeing

Welcome to the First Day of a Transformed Life

There are times when you alter your routine in a way that can transform your life. As you look to improve yourself and enhance your wellbeing, you search for ways to clear your mind, make your body healthier and more agile. You look for contentment both within yourself and your surroundings. It is a search for experiences that allows you to say "Yes, that changed my life."

At Caldera® Spas, we design and build hot tubs for just that sort of life-altering experience. To those who think of a hot tub merely as a luxury, that could come as a surprise. Yet our purpose is to improve your life, to help you feel

better physically, mentally and even spiritually. A Caldera Spas hot tub is a personal wellness retreat that can help you feel more relaxed, flexible and focused. It can relieve the pressure on joints, reduce pain and help you unwind. It can also provide a customised massage to help muscles recover.

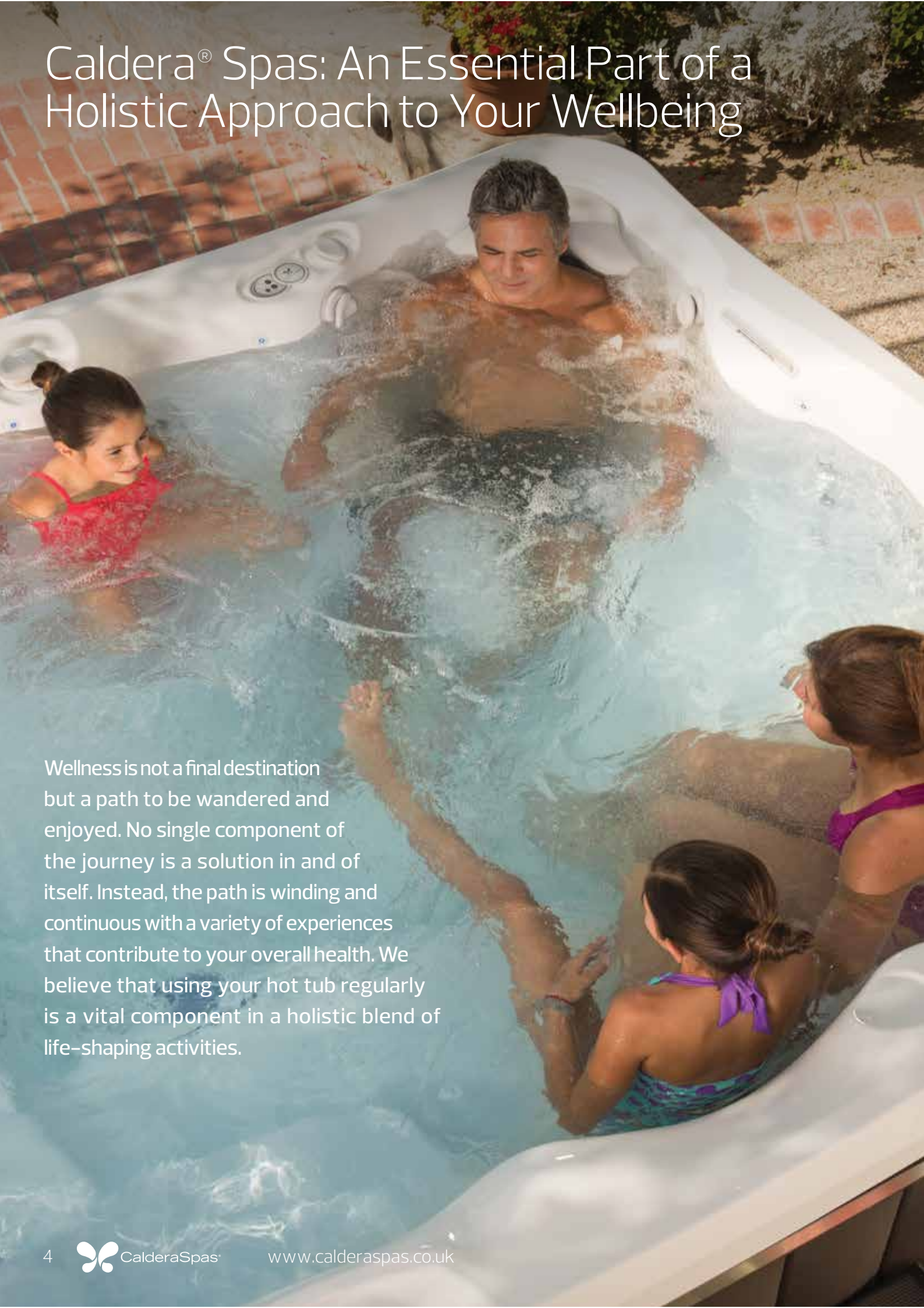
We invite you to include Caldera Spas in your journey and learn more about how warm water therapy and massage can truly change your life in just 20 minutes a day. It is a small investment of time that can yield dramatic results in your personal wellness journey.



Table of Contents

| | |
|----------------------------|----|
| Holistic Wellbeing | 4 |
| Benefits of Hot Tubbing | 6 |
| The Caldera Difference | 8 |
| Comfort | 10 |
| · Hot Tub Circuit Therapy™ | 12 |
| Design | 14 |
| · Lighting | 16 |
| Performance | 18 |
| · Water Care | 20 |
| · Energy Efficiency | 22 |
| SPA MODELS | |
| Discover Your Perfect Fit | 24 |
| · Utopia™ Series | 26 |
| · Paradise™ Series | 34 |
| · Vacanza™ Series | 40 |
| Shell and Cabinet Colours | 46 |
| Accessories | 48 |
| Wireless Music | 50 |
| Exclusive Innovations | 52 |
| Trust Caldera | 54 |

Caldera® Spas: An Essential Part of a Holistic Approach to Your Wellbeing



Wellness is not a final destination but a path to be wandered and enjoyed. No single component of the journey is a solution in and of itself. Instead, the path is winding and continuous with a variety of experiences that contribute to your overall health. We believe that using your hot tub regularly is a vital component in a holistic blend of life-shaping activities.

Movement

Fitness experts agree that regular exercise can help control weight, improve mood, and boost energy. As a general goal, they suggest you aim for at least 30 minutes of physical activity every day, even if that translates to just three 10-minute walks. Do your best to make it an enjoyable part of your daily routine.



A Sense of Purpose

Having a sense of purpose helps you stay healthy, improves your relationships and helps you live longer. Having purpose lowers risk of mortality more than any other factors known to predict longevity.



Nutrition

Good nutrition can reduce the risk of certain medical conditions, increase your energy, delay the effects of ageing and strengthen your immune system. Invest time to learn what your body needs, and make healthy eating fun with great, delicious cooking. Resources abound!



Connections

Connections to family and friends are essential to long-term wellness and they influence health as much as diet and fitness. Studies show that people with satisfying social connections are happier, healthier and live longer.



Time to Relax and Recharge

Stress is a contributing factor in countless medical conditions. Taking the time to relax can reduce the effects of stress. Medical experts agree that it may even lead to benefits like lower blood pressure and reduces the likelihood of depression.



Immersion and Massage

About 20 minutes a day in your hot tub can relax muscles, relieve pressure on joints, and increase circulation. Warm water immersion also provides similar benefits to the nervous system as meditation. You emerge from a daily soak feeling fully relaxed, rejuvenated and transformed.



Self-reflection, Mindfulness

Whatever form of self-reflection or mental relaxation you use to unwind is likely to help you reduce stress, improve cognitive functions and help you maintain a sense of control, balance, and renewal.



Transforming Mind, Body, Spirit



There are substantial benefits associated with warm water immersion, and we frequently hear about many of them from other hot tub users. The 20-minute experience can change your outlook each day, giving you time to reflect, deeply relax, calm your thoughts and recharge. It provides a reset button you can push each day, one that allows you to transform body, mind and spirit.

As hot tub enthusiasts, we at Caldera® Spas believe those effects are every bit as important in the wellness equation as the incredible physical benefits that a hot tub provides.

Why 20 Minutes Matters to You

The transformative effects of warm water have been used for centuries. With our focus on enhancing the self-care benefits of a spa through careful design and engineering, a Caldera Spas hot tub can accomplish more than ever before.

Promotes muscle recovery and healing

A spa's warm water massage promotes healing by increasing circulation, carrying nutrients to help cells and tissue regenerate. According to the textbook *Comprehensive Aquatic Therapy* by industry experts Dr. Bruce Becker and Dr. Andrew Cole, immersion in warm water is a "unique healing environment" that can lead to temporary relief from muscle aches and pains.

Decreases stress

The negative effects of stress are well documented. Time in a hot tub allows you to clear your mind, relax deeply and start each day with a fresh, positive outlook.

Relieves joint pain

Time in a hot tub creates a helpful environment for relieving joint pain and stiffness. While the water's buoyancy reduces stress on joints and muscles, warm water massage increases circulation, relaxes muscles, ligaments and tendons, and stimulates the release of endorphins, the body's natural pain reliever.

Improves circulation

In a spa, body temperature increases and blood vessels dilate, improving circulation to carry in nutrients and oxygen. Pores open and release moisture as a cell-cleansing mechanism.

Builds relationships

Time in a hot tub can foster heartfelt communication between you and friends or family members without distractions.



A quick 20–30 minute nap during the day can help improve learning, memory and creative thinking. Harvard researchers say that a nap can help make you a more effective problem solver and can help you separate important information from less relevant information. But more than 20–30 minutes can make you feel groggy.

Do not use napping as an alternative to less nighttime sleep. A good night's sleep in conjunction with the occasional nap yields the best results.

Source: November 2009 Harvard Health Letter

Sleep Better Sleep Deeper

Lack of sleep can have a profound effect on your health, yet roughly 60 million Americans suffer sleep disorders during the year. A hot tub can help relax you and prepare your body for sleep. But that is not all.

Sleep is normally preceded by a drop in body temperature. As you soak in your hot tub, your body temperature increases. After you leave the hot tub, the body temperature you gained begins to normalise and decrease. That more dramatic drop in core temperature signals to your brain that it is time to sleep.

You can enhance that mechanism by keeping your bedroom cool. The National Sleep Foundation suggests keeping your room between 16°C and 19°C, while keeping your room free of noise and other distractions.

We Create Spas with a Focus on Comfort, Design and Performance

Our reliable, high-performance spas are designed for comfort, efficient energy use, and simple maintenance so you can focus on enjoying your hot tub often. Every feature—from the efficiency of a heater to the glow of an LED light to the versatile jet options—is crafted with that in mind.

The Caldera® difference is in the details. We believe that once you have experienced the Pure Comfort™, design, and performance of your Caldera spa, you will want to make it part of your everyday well-being routine.

Comfort

Comfort is the essential element in our hot tubs. Deep, cradling seats and a textured Foot Ridge™ help you stay relaxed and seated even when enjoying powerful jets. Perfectly positioned hydrotherapy massage melts your tension away. And a whisper-quiet sound dampening design enhances the comfort experience.

Design

We craft each hot tub detail to awaken the senses. From rich colours and contemporary cabinet styles to the organic contours of our sculpted seats, every element is intended to soothe and delight.

Performance

To get the most out of your spa, it needs to operate at a consistently high level. Each Caldera hot tub is engineered and built with the strictest attention to quality and efficiency. Our commitment is your assurance of reliable, energy-efficient performance for years of worry-free hot tubbing.



THE CALDERA DIFFERENCE



Comfort Based Design

Designing a spa for Pure Comfort™ is about more than just making you feel good. It is about helping you relax completely, putting you in a place where you can leave stress behind and recharge from ground zero. Stress can negatively affect your immune system, your social interactions and your health in general. The ability to fully let go, to completely power down, is so vitally important to your overall wellbeing. So, yes, we take comfort very seriously.

It is in the seat

Our designers have created ergonomically sculpted seats that comfortably cradle you, decompress your spine and keep you aligned. Combined with the buoyancy of the water, the seat's design releases pressure off parts of the body that are under force all day.

Our seats are also designed in a way that help keep the water's buoyancy from floating you out of the seat. After all, it is hard to relax when you are fighting the water to stay in place. There is also a Foot Ridge™ unique to Caldera® spas that helps keep you stable in your seat even when the jets are at their highest setting.



Personalise your massage

Easily direct or increase water flow to the seats you choose with the diverter valves located around the Utopia™ and Paradise™ Series spas. Adjust the strength and flow of many individual jets to your preference by simply turning the air valves or outer ring around individual jets.

The jets

Feeling is believing. When shopping for hot tubs, you can easily be tricked by a spa that is filled with dozens of shiny chrome jets. But what is the function of each? Is the water flow through each one based on its benefit to



a specific area of your body? Are the pumps powerful enough to deliver a deep massage when needed and adjustable enough to deliver a gentle relaxing touch when that is what you want?

A Caldera spa is carefully and purposely designed with a variety of jet types, strategically placed to deliver just the right type of massage right where it is needed, whether it is your aching lower back or the soles of your feet.

Designed for Total Body Restoration

When you work in a gym with a personal trainer, he or she will create a plan that moves you from station to station with different exercises to give you a balanced, full-body workout that emphasises all major muscle groups.

At Caldera® Spas, we have applied that same approach to massage. By configuring the jets in many Caldera models, we make sure you get the same holistic, whole-body treatment.

How does Hot Tub Circuit Therapy™ work?

Each seat or position in a Caldera spa provides a deep massage to a different muscle group. As you move from seat to seat, jets focus on those groups, one at a time, including your neck and shoulders, the large muscles of your back, lower back, hamstrings, calves and feet. Rotate through the circuit for total-body restoration or just concentrate on the areas that need the most attention. A Caldera spa is yours to personalise as you see fit.



1

UltraMassage™

Seat or lounge (varies by model) for neck, shoulder and middle back massage.



9

Foot Ridge™

Anchors and holds you in place while powerful jets work on sore muscles.



8

Sole Soothers™

Jets stimulate and revive the muscles in your feet that bear your full weight all day.



2

Atlas™ Neck Massage

A contoured pillow cradles your head while specialised, above-the-water-line jets focus on neck and shoulders.



3

EcstaSeat™

Multiple jets focus on large muscles in your back. Select models work on wrists and calves.



4

LumbarSsage™ Seat

A unique jet configuration relieves tension and pain in your back's lumbar region.



5

Euphoria™ Jets

These jets provide a deep, penetrating massage to thighs, knees, calves and feet (Two in most Utopia™ models).



6

Hip Jets

In Niagara™, Geneva™ and Cantabria™ these jets work an often overlooked stress point and enhance movement there.



7

Angled Calf Jets

In Utopia models, they work on muscles in the lower leg.



Better by Design

Your Caldera® wellness spa offers elegant, contemporary appeal that will enhance your living space and blend with its surroundings. It will bring life to the place you use for daily recovery. With enhancements that complement your spa's comfort and performance, our designers focus on creating a warm, inviting space that draws you in to relax. With colour and cabinet choices, accessories, lighting and entertainment options, we help you create the spa that is uniquely you, and specifically for you. The result is a beautiful enhancement that transforms your living space as it transforms your life.





See the new comfort, design and performance features of our transformed Utopia™ Series. Pages 26–33.

THE CALDERA DIFFERENCE



Enhance Your Sense of Calm and Well-being with Just the Right Light

Part of the wellness equation involves creating the right frame of mind, whether you are trying to achieve a state of deep relaxation or a lively setting. Colour and lighting are great for creating the ideal environment, especially at night. Adjust the intensity and colour rotation to create the ideal evening mood.

LED Points of Light System

Paradise™ and Vacanza™ Series

The Caldera® Points of Light System casts a reflective glow throughout the footwell, interior and water edge of your spa. Set it to reveal the colour of your choice or to reveal a slowly rotating display of all six colours.



SpaGlo Multi-Zone LED Lighting with Pin-Point Lighting

Utopia™ Series

The SpaGlo™ system in our Utopia Series models includes six colours that accent individual zones throughout the spa. All the zone lighting is adjustable. We have enhanced the system with pin-point lighting that highlights selected areas of the spa, including the Euphoria™ jets in the footwell

of the Geneva™, Niagara™, Tahitian™ and Tahitian AMS models. In addition to their interior lighting, the Utopia Series models feature corner and perimeter lighting that intensifies the beauty of the area immediately surrounding your spa.

An array of mood-enhancing colours let you add ambiance at night




Indigo



Aqua



Emerald



Gold



Magenta



Ruby

Performance by Design

We believe that performance-based design involves both the materials used to construct our spas and the efficiency, power and durability of the components that run them.

We choose and design materials for our spas based on their ability to stand up to daily use. Whether it is the reinforced acrylic interior surface, the cabinet options or insulation, starting with the best base materials ensures peak performance throughout the life of your spa.



Healthy, clean water made easy

All water care systems require some attention and involvement, but some are far easier than others. With Caldera®, you have access to clean, healthy water without handling chemicals.

Energy efficiency

We are committed to energy-efficient design as a way to save energy and save you money on operating costs. From our innovative FiberCor® cabinet insulation to our highly efficient EnergyPro™ system to custom-fit covers, a Caldera spa meets the most stringent energy efficiency standards established for portable spas. And that saves you money.



Advent control panel
(Utopia™ and Paradise™ Series)



Auxiliary control panel
(Utopia Series)

One-touch controls

The Advent™ panel gives you intuitive control of spa functions right at your fingertips. An auxiliary control on Utopia Series spas lets you operate the spa from a second location from within the spa.

More power when it is needed

Sometimes, you want to feel a gentle flow of water. But when you need a deep massage and the wellness benefits it offers, a Caldera Spas pump is designed to provide it. We make sure it is easy for you to customise your massage so that it works specifically for you.

Innovative, high-quality components

Heaters, pumps and other components are designed so they are more efficient, robust and longer-lasting.



CALDERA
WELLNESS

A loss in water weight can negatively affect athletic performance, cause fatigue, and impact your ability to think clearly. Staying hydrated helps you manage weight, lowers risk of heart attack, moisturises your skin and increases its elasticity, and lubricates joints.

Source: Livestrong.org

With Caldera, it is Easy to Keep Spa Water Fresh and Healthy

One of the greatest concerns first-time hot tub shoppers have relates to water treatment. Is it difficult, and will I always have clean water as part of my wellness effort?

Relax, because it is easy to keep the water in your Caldera® Spas hot tub sanitised, clear, healthy and ready to use any time.



The Integrated FROG Water Care System

Standard on Caldera spa models, the FROG™ system* is bromine and mineral-based, and is formulated to work effectively in warm water. The system is integrated into the shell of the spa where it works continuously.

How does it work?

Rather than measuring out chemicals, you simply replace colour-coded cartridges that last for weeks or months. The cartridges have a dial that you adjust depending on how often you use your spa.



Mineral enhanced

The mineral cartridge enhances the effectiveness of the bromine, which allows you to use fewer chemicals. Bromine is easier on the skin and the FROG system requires fewer chemicals, making it easy to use your spa as often as you want.

** This system is approved for use in the following countries: Austria, Canada, Denmark, France, Germany, Ireland, Italy, Norway, Portugal, Sweden, UK, USA.*

The Monarch Water Care System

An alternative to the FROG system, the optional Monarch™ water care system (standard on Utopia™ and Paradise™ models) contains a CD-ozone unit that continually injects ozone bubbles in to the water to neutralise contaminants. Easy-to-replace silver-ion cartridges that last for four months work with the system to oxidise the water. Simply treat the water with MPS oxidiser after each use and add chlorine weekly.

It is an easy water care system that allows you to use a minimal amount of chlorine, yet enjoy sparkling spa water any time.



Right from the start

The Clean Screen™ pre-filter attaches to your garden hose and ensures that you are filling your spa with the cleanest water, right from the start.

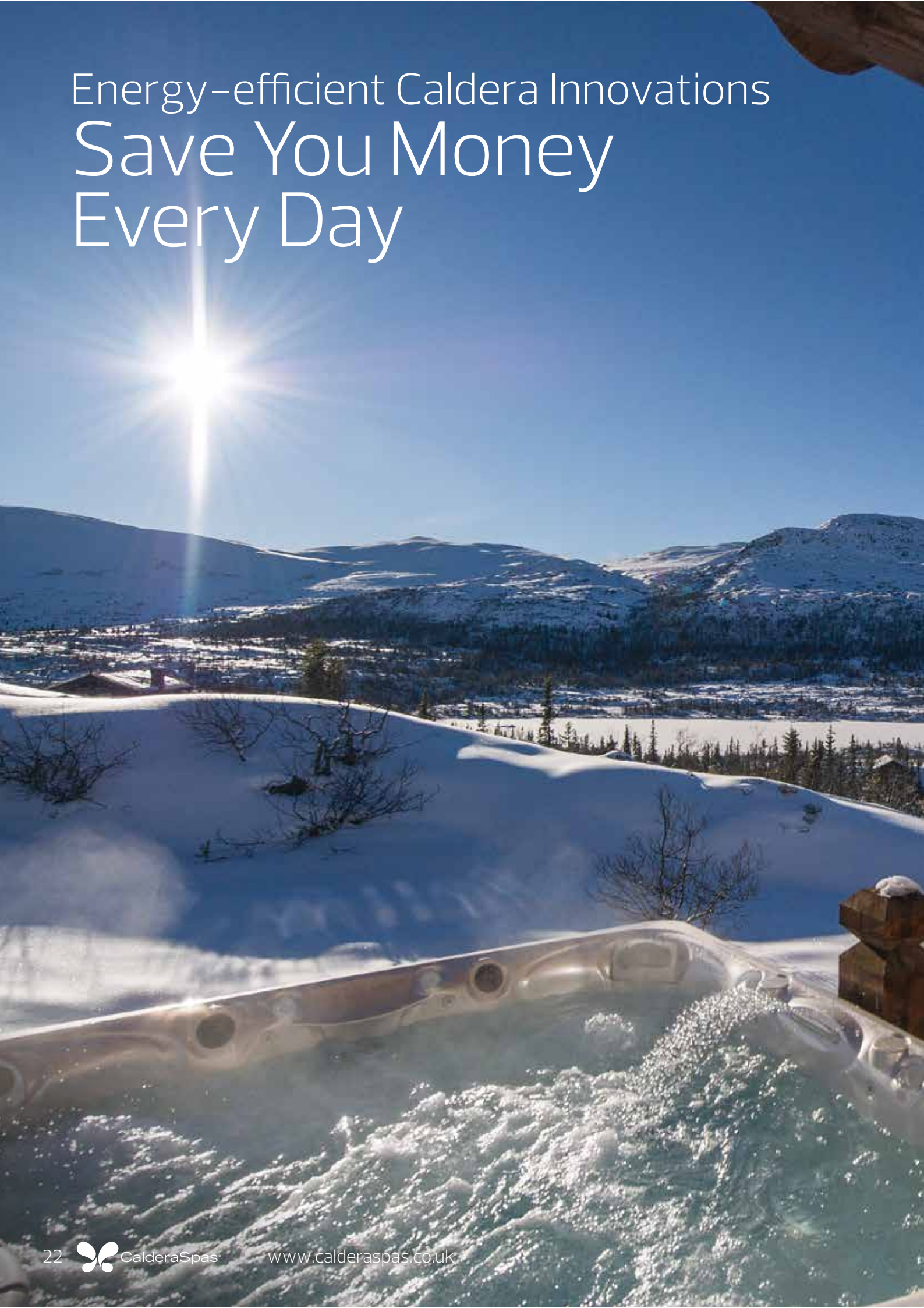


Softer water

The Vanishing Act™ calcium remover reduces calcium buildup for softer-feeling water that is better for you and your spa. It is a great solution for those in areas with hard water.



Energy-efficient Caldera Innovations Save You Money Every Day



Better for the Environment

Why put so much effort and engineering into making a hot tub so highly energy-efficient? Because it is the right thing to do. It is better for the planet and it is better for your budget.

When it comes to a hot tub, “energy efficiency” translates directly to lower operating costs. In fact, saving money on a model that is not energy efficient could wind up costing you much more over the life of the spa.

That is why we have committed our design and engineering resources to making Caldera® Spas one of the most energy-efficient hot tubs available. Just like the wellness benefits you get from our hot tubs, the savings you get from choosing Caldera will add up every day.

EnergyPro technology

The innovative EnergyPro™ system in our Utopia™ and Paradise™ Series models keeps water hot and always ready for use while meeting the most stringent energy standards established by the California Energy Commission for portable spas. The EnergyPro circulation pump operates continually at very low wattage to filter water. Heater use is reduced, because 80 percent of the energy used to operate the pump is transferred back to the water as heat.



Custom high-density covers

We custom-build our covers to the exact measurements of our spas to ensure a tight seal between the bar top and cover for optimum energy efficiency. The full-foam cover is wrapped in durable, marine-grade vinyl and includes child safety locks. All our covers are UL listed in compliance with ASTM standards.



An innovation in hot tub energy efficiency

Caldera spas are insulated with proprietary FiberCor® insulation that has four times the density of the urethane foam used in most hot tubs. This industry breakthrough insulation is completely recyclable, 100% non-petroleum based and is free of harmful emissions. As a result, FiberCor provides superior insulation, improves hot tub performance, lowers energy costs, and is better for the environment.

Discover Your Perfect Fit

Everyone has their own vision of what owning a hot tub will be like. So we know your perfect Caldera® spa "fit" is as individual as you. Whatever your needs and preferences, let us help you discover the spa that will help create your perfect "Caldera moments".

What is the Best Way to Discover the Right Spa?

Owning and maintaining a Caldera spa is easy—and our expert Caldera retailers make buying and owning a hot tub even easier. Knowledgeable, caring and helpful, your local retailer will listen and answer every question. Schedule a free test soak and discover the fit that is right for you.

Caldera quality

Each Caldera spa series offers models with a distinct level of value and features. And all Caldera spas are designed with our signature combination of Pure Comfort™, design, and performance to deliver optimal self-care and daily renewal.

Hallmark features:

- Beautiful interior acrylic shell, hand-crafted with our three-layer DuraBond™ system for strength
- Superior strength and design appeal of the Avante™ all-climate cabinetry on Utopia™ Series models
- Durable, low-maintenance EcoTech™ cabinets on Paradise™ and Vacanza™ Series spas with the aesthetic appeal of natural wood
- Quiet and energy-efficient EnergyPro™ system to minimise operating costs
- Energy-efficient and environmentally responsible proprietary FiberCor® insulation
- Integrated, low-maintenance FROG™ in-line water care system
- The optional Monarch™ water care system (standard on Utopia and Paradise models)

Utopia Series

For the most ideal personal care experience, Caldera presents the Utopia Series featuring an exclusive combination of high-performance details and transformational design. Utopia Series models offer the pinnacle of hot tub comfort, design, and performance. Ease of use, low operating costs, and an exceptional hot tub experience make Utopia Series the preferred choice of discerning spa owners.

Paradise Series

The high-quality Paradise Series models offer a blend of mid-range premium options and functions for complete restorative relaxation.

Vacanza Series

The Vacanza Series models combine many signature Caldera comfort and quality features, delivering daily renewal at a great value.

UTOPIA SERIES



| | | |
|---------------|-------------------|---|
| Cantabria™ | 274 x 231 x 97 cm | 8 |
| Geneva™ | 226 x 226 x 97 cm | 6 |
| Niagara™ | 226 x 226 x 97 cm | 7 |
| Tahitian™ | 213 x 213 x 91 cm | 6 |
| Tahitian™ AMS | 213 x 213 x 91 cm | 6 |

PARADISE SERIES



| | | |
|-------------|-------------------|---|
| Makena™ | 226 x 226 x 91 cm | 6 |
| Salina™ | 226 x 226 x 91 cm | 7 |
| Martinique™ | 226 x 193 x 86 cm | 5 |
| Kauai™ | 213 x 165 x 75 cm | 3 |

VACANZA SERIES



| | | |
|-----------|-------------------|---|
| Palatino™ | 226 x 226 x 98 cm | 6 |
| Marino™ | 213 x 213 x 91 cm | 6 |
| Vanto™ | 213 x 213 x 91 cm | 7 |
| Capitolo™ | 208 x 208 x 84 cm | 5 |
| Celio™ | 213 x 165 x 76 cm | 3 |
| Aventine™ | 162 x 162 x 74 cm | 2 |

THE UTOPIA SERIES

Design Innovation

The Utopia™ Series spas represent our most innovative approach to design, performance, and comfort with features that are simply unlike any other spa available today. With its stunning multi-dimensional Avante™ all-climate cabinet and elegant new shell design, the Utopia Series will captivate you.



Two Euphoria™ jets in the footwell (Niagara, Geneva, Tahitian™ and Tahitian AMS models) can work independently or simultaneously to deliver the ultimate foot massage.

Utopia Series Spas: All You Need to Fully Relax

Comfort is essential to wellness. It is what allows you to begin releasing tension and stress, both mentally and physically. The enhanced design of the Utopia Series allows you to sit comfortably while new jet configurations focus on the body regions that need it most, including your back, hips, thighs, calves and feet. It is an experience that will help you fully power down and recharge.

Comfort enhancements include:

- ✿ The Niagara™ features his and her EcstaSeats™ with multiple jets that focus on the large muscles of your back.
- ✿ Hip jets in the Niagara, Geneva™ and Cantabria™ work an important part of the body often overlooked in other spas.

- ✿ Angled calf jets in the corner seats work muscles in the lower leg.
- ✿ Deep foot ridges in the lounge seat provide area for you to anchor your feet as you enjoy a head-to-toe massage.

Better Performance with Enhanced Control

The performance features of the Utopia Series are remarkable for their power and efficiency, offering you full control of your spa functions. You are able to customise your spa experience with an intuitive new control panel and adjustable jets for a massage that is uniquely tailored to you. With five fully updated Utopia models to choose from, you will find the one that is just right for you and your family.



Advent™ LCD Control Panel gives more intuitive control of jets, lighting and entertainment options.



Durable and innovative Avante™ cabinetry is available in three earth mineral hues.

Transformation by Design

The immediate allure and beauty of the Utopia™ Series comes from its Avante™ all-weather cabinetry. Avante is an amazing long-strand fibre technology that is so durable it resists rotting, and is warranted not to crack, split, or chip. It is a gleaming, high-strength material that gives the spa its contemporary look and fluid impression.

The transformed Utopia design features a new vision of the spa shell design, one that is minimal, elegant, and contemporary. Its curved lines add to the spa's beauty with an uplifting impression.

Bar top has crisp lines with large flat surfaces and more room to set a drink.

The filter grate design hides the compartment and reduces noise.

Durable and innovative Avante cabinetry is available in three earth mineral hues.

Dimensional stainless steel trim and black spacer highlight the spa's appeal.

The new ABS base pan beautifully frames the bottom of the spa and minimises ground contact to protect components, improve energy efficiency, and add support.

Integrated cabinet lighting brightens all four corners and the surrounding area. The lighting can be set to automatically come on at the same time every evening.

A functional diagnostic logo light shows that the spa is working at the proper temperature and whether it needs servicing.

CANTABRIA™



- 8 Adults
- 274 x 231 x 97 cm
- 74 Jets

GENEVA™



- 6 Adults
- 226 x 226 x 97 cm
- 55 Jets

NIAGARA™



- 7 Adults
- 226 x 226 x 97 cm
- 52 Jets

TAHITIAN™



- 6 Adults
- 213 x 213 x 91 cm
- 46 Jets

TAHITIAN™ AMS



- 6 Adults
- 213 x 213 x 91 cm
- 48 Jets

UTOPIA SERIES CANTABRIA™

The spacious Cantabria™, our signature hot tub, redefines hydrotherapy. It comfortably fits eight adults and features the UltraMassage™ lounge with the customisable UltraMasseuse™ System. This jetting system will make you feel like royalty as you create your personal spa experience with six different jet sequences and three speeds.



Shown with Arctic White shell and Slate cabinet



| | |
|---------------------------------------|--|
| Seating Capacity | 8 adults |
| Dimensions | 274 x 231 x 97 cm |
| Hydromassage Jets 74 total | 1 Euphoria™ jet 2 OrbiSage™ jets 7 VersaSage™ jets 4 AdaptaSage™ jets 4 Euro-Pulse™ jets 56 Euro jets |
| Atlas™ Neck Jet | Massage system |
| UltraMasseuse™ System | 6 jetting sequences; 3 speeds |
| FROG™ Water Care System | Integrated; cartridge-ready |

See pages 33 for full product specifications.

“A truly remarkable piece of equipment. The jets are strategically placed for all parts of your body. The massage lounge is heaven.” – Cantabria Owner



UTOPIA SERIES GENEVA™

The Geneva™ is a luxury hot tub featuring a spacious interior that seats six adults. The comfortable UltraMassage™ lounge and dual Euphoria™ massage jets (also featured on Niagara™ and Tahitian™ AMS models) provide the ultimate powerful massage to thighs, knees, calves, and relieves tired feet.



Shown with Arctic White shell and Sand cabinet

| | |
|--------------------------------------|---|
| Seating Capacity | 6 adults |
| Dimensions | 226 x 226 x 97 cm |
| Hydromassage Jets 55 total | 2 Euphoria™ jets 2 OrbiSsage™ jets 4 VersaSsage™ jets 4 AdaptaSsage™ jets 1 AdaptaFlo™ jet 2 Euro-Pulse™ jets 40 Euro jet |
| Atlas™ Neck Jet | Massage system |
| FROG™ Water Care System | Integrated; cartridge-ready |

See pages 33 for full product specifications.



“The Geneva is the latest of several spas we have owned, and by far the best. Comfortable, relaxing, and energy-efficient.” – Geneva Owner



UTOPIA SERIES NIAGARA™

If you are looking for a spa that comfortably accommodates friends and family, seating seven adults, the Niagara™ hot tub is a crowd pleaser. The only Utopia™ model with his and her EcstaSeats™, this spa is versatile, powerful, and an exceptional performer.



Shown with Arctic White shell and Brownstone cabinet



“I have used the Niagara for the last 6 years and absolutely love it. It is the perfect relaxation tub for teenagers and an awesome therapy tub.” – Niagara Owner



| | |
|---------------------------------------|--|
| Seating Capacity | 7 adults |
| Dimensions | 226 x 226 x 97 cm |
| Hydromassage Jets 52 total | 2 Euphoria™ jets 2 OrbiSsage™ jets 4 VersaSsage™ jets 2 AdaptaFlo™ jets 4 Euro-Pulse™ jets 38 Euro jets |
| Atlas™ Neck Jet | 2 Massage systems |
| FROG™ Water Care System | Integrated; cartridge-ready |

See pages 33 for full product specifications.

UTOPIA SERIES TAHITIAN™

Many describe the Tahitian™ hot tub as “just right”. Whether you are planning a party or looking to complement your workout routine, the lounge model Tahitian spa will not disappoint. Relax in this hot tub knowing that it is loaded with hydrotherapy features that you will enjoy day-in and day-out.



Shown with Arctic White shell and Slate cabinet

| | |
|---|---|
| Seating Capacity | 6 adults |
| Dimensions | 213 x 213 x 91 cm |
| Hydromassage Jets 46 total | 2 Euphoria™ jets 2 OrbiSsage™ jets 4 VersaSsage™ jets 2 AdaptaSsage™ jets 2 AdaptaFlo™ jets 34 Euro jets |
| FROG™ Water Care System | Integrated; cartridge-ready |

See pages 33 for full product specifications.



“After two full years of use on an almost nightly basis, I still love it and have not had a single service issue or problem. It is worth every cent.” –Tahitian Owner



UTOPIA SERIES TAHITIAN™ AMS

Many describe the Tahitian™ AMS hot tub as "just right". Whether you are planning a party or looking to complement your workout routine, the lounge model Tahitian AMS spa will not disappoint. Relax in this hot tub knowing that it is loaded with hydrotherapy features that you will enjoy day-in and day-out.



Shown with Arctic White shell and Slate cabinet



| | |
|---------------------------------------|--|
| Seating Capacity | 6 adults |
| Dimensions | 213 x 213 x 91 cm |
| Hydromassage Jets 48 total | 2 Euphoria™ jets 2 OrbiSage™ jets 4 VersaSage™ jets 2 AdaptaSage™ jets 2 AdaptaFlo™ jets 36 Euro jets |
| Atlas™ Neck Jet | Massage system |
| FROG™ Water Care System | Integrated; cartridge-ready |

See pages 33 for full product specifications.

“After two full years of use on an almost nightly basis, I still love it and have not had a single service issue or problem. It is worth every cent.” – Tahitian AMS Owner



UTOPIA™ SERIES

| | CANTABRIA™ | GENEVA™ | NIAGARA™ | TAHITIAN™ | TAHITIAN™ AMS |
|------------------------------------|---|--|---|---|---|
| Seating Capacity | 8 adults | 6 adults | 7 adults | 6 adults | 6 adults |
| Dimensions | 274 x 231 x 97 cm | 226 x 226 x 97 cm | 226 x 226 x 97 cm | 213 x 213 x 91 cm | 213 x 213 x 91 cm |
| Water Capacity | 2,325 litres | 1,550 litres | 1,525 litres | 1,425 litres | 1,425 litres |
| Dry Weight | 595 kg | 455 kg | 450 kg | 410 kg | 410 kg |
| Filled Weight* | 3,560 kg | 2,485 kg | 2,535 kg | 2,315 kg | 2,315 kg |
| Cabinet Type | Avante™ Cabinet | Avante™ Cabinet | Avante™ Cabinet | Avante™ Cabinet | Avante™ Cabinet |
| Step Type | Avante™ Step | Avante™ Step | Avante™ Step | Avante™ Step | Avante™ Step |
| Cover Colours | Chocolate, Slate, Taupe | Chocolate, Slate, Taupe | Chocolate, Slate, Taupe | Chocolate, Slate, Taupe | Chocolate, Slate, Taupe |
| Cover Design | Curved front skirt | Curved front skirt | Curved front skirt | Curved front skirt | Curved front skirt |
| Cover Lifters | ProLift IV, ProLift III | ProLift IV, ProLift III, ProLift II | ProLift IV, ProLift III, ProLift II | ProLift IV, ProLift III, ProLift II | ProLift IV, ProLift III, ProLift II |
| Bottom Seal | Base Pan | Base Pan | Base Pan | Base Pan | Base Pan |
| Lighting | SpaGlo™ Multi-Zone Lighting including 14 Points-of-Interior Lights and 4 Corner Exterior Lights | SpaGlo™ Multi-Zone Lighting including 12 Points-of-Interior Lights and 4 Corner Exterior Lights | SpaGlo™ Multi-Zone Lighting including 12 Points-of-Interior Lights and 4 Corner Exterior Lights | SpaGlo™ Multi-Zone Lighting including 10 Points-of-Interior Lights and 4 Corner Exterior Lights | SpaGlo™ Multi-Zone Lighting including 10 Points-of-Interior Lights and 4 Corner Exterior Lights |
| Branding | Diagnostic Logo Light mounted in Spacer (between shell and cabinet) | Diagnostic Logo Light mounted in Spacer (between shell and cabinet) | Diagnostic Logo Light mounted in Spacer (between shell and cabinet) | Diagnostic Logo Light mounted in Spacer (between shell and cabinet) | Diagnostic Logo Light mounted in Spacer (between shell and cabinet) |
| Pumps | 3 ReliaFlo™ Pumps 2 Dual-Speed 2.5 HP (5.2 HP BHP**) & 1 Single-Speed 2.5 HP (5.2 BHP**) | 2 ReliaFlo™ Pumps 1 Dual-Speed 2.5 HP (5.2 HP BHP**) & 1 Single-Speed 2.5 HP (5.2 BHP**) | 2 ReliaFlo™ Pumps 1 Dual-Speed 2.5 HP (5.2 HP BHP**) & 1 Single-Speed 2.5 HP (5.2 BHP**) | 2 ReliaFlo™ Pumps 1 Dual-Speed 2.5 HP (5.2 HP BHP**) & 1 Single-Speed 2.5 HP (5.2 BHP**) | 2 ReliaFlo™ Pumps 1 Dual-Speed 2.5 HP (5.2 HP BHP**) & 1 Single-Speed 2.5 HP (5.2 BHP**) |
| Jets | 74 Jets (56 Euro, 7 VersaSsage™, 4 AdaptaSsage™, 4 Euro-Pulse™, 2 OrbiSsage™, 1 Euphoria™) | 55 Jets (40 Euro, 4 VersaSsage™, 1 AdaptaFlo™, 4 AdaptaSsage™, 2 Euro-Pulse™, 2 OrbiSsage™, 2 Euphoria™) | 52 Jets (38 Euro, 4 VersaSsage™, 2 AdaptaFlo™, 4 Euro-Pulse™, 2 OrbiSsage™, 2 Euphoria™) | 46 Jets (34 Euro, 4 VersaSsage™, 2 AdaptaSsage™, 2 AdaptaFlo™, 2 OrbiSsage™, 2 Euphoria™) | 48 Jets (36 Euro, 4 VersaSsage™, 2 AdaptaSsage™, 2 AdaptaFlo™, 2 OrbiSsage™, 2 Euphoria™) |
| UltraMasseuse™ System | 6 Jetting Sequences; 3 Speeds | N/A | N/A | N/A | N/A |
| Controls | Advent™ LCD Main CP, Auxiliary CP, & UltraMasseuse™ CP | Advent™ LCD Main CP & Auxiliary CP | Advent™ LCD Main CP & Auxiliary CP | Advent™ LCD Main CP & Auxiliary CP | Advent™ LCD Main CP & Auxiliary CP |
| Circulation Pump | EnergyPro™ Circulation Pump | EnergyPro™ Circulation Pump | EnergyPro™ Circulation Pump | EnergyPro™ Circulation Pump | EnergyPro™ Circulation Pump |
| Heater | EnergyPro™ Heater (2,900 Watts) | EnergyPro™ Heater (2,900 Watts) | EnergyPro™ Heater (2,900 Watts) | EnergyPro™ Heater (2,900 Watts) | EnergyPro™ Heater (2,900 Watts) |
| Filter Size | 9.5 m² | 9.5 m² | 9.5 m² | 9.5 m² | 9.5 m² |
| Water Care System | Spa Frog™*** Cartridge Ready | Spa Frog™*** Cartridge Ready | Spa Frog™*** Cartridge Ready | Spa Frog™*** Cartridge Ready | Spa Frog™*** Cartridge Ready |
| Monarch™ CD Ozone System | Standard | Standard | Standard | Standard | Standard |
| Electrical Requirements**** | 230V/16 & 25 amp | 230V/16 & 25 amp | 230V/16 & 25 amp | 230V/16 & 25 amp | 230V/16 & 25 amp |
| Music Ready | Wireless sound system with Bluetooth® technology, Wireless In-home Dock (optional) | Wireless sound system with Bluetooth® technology, Wireless In-home Dock (optional) | Wireless sound system with Bluetooth® technology, Wireless In-home Dock (optional) | Wireless sound system with Bluetooth® technology, Wireless In-home Dock (optional) | Wireless sound system with Bluetooth® technology, Wireless In-home Dock (optional) |
| Water Features | 2 Acquarella™ Waterfalls w/LED lighting | 1 Acquarella™ Waterfall w/LED lighting | 1 Acquarella™ Waterfall w/LED lighting | 1 Acquarella™ Waterfall w/LED lighting | 1 Acquarella™ Waterfall w/LED lighting |

* Filled weight includes the weight of the occupants assuming an average weight of 80 kg.

** Brake Horsepower (BHP) is the horsepower a pump motor achieves for a brief period upon start-up

*** This system is approved for use in the following countries: Austria, Canada, Denmark, France, Germany, Ireland, Italy, Norway, Portugal, Sweden, UK, USA.

**** Other configurations available

THE PARADISE SERIES



Versatile Spas Designed with Your Wellbeing in Mind

Our Paradise™ Series is known for its versatility, premium range of options, and robust performance. In addition to its energy-efficient EnergyPro™ system, its design enhancements include an upgraded intuitive control panel, new jet face design, and contemporary interior and exterior colour options. The series includes four models, sized for three to seven adults.

Performance features

Like all Caldera® spas, the Paradise models feature performance innovations such as our exclusive energy-efficient FiberCor® insulation, the Monarch™ water care system and the integrated FROG™ in-line water care system. All Paradise Series spas feature a DuraBond™ reinforced shell and a durable, low-maintenance EcoTech™ cabinet. The LCD Paradise Control Panel is more intuitive to use than ever before, giving you simple control of jets, lighting, and the integrated wireless sound system.



Paradise Series control panel

Comfort and style features

Each Paradise model includes massage jets specially configured for Hot Tub Circuit Therapy™ to maximise relief of tired muscles. Favourites include the cornerstone EcstaSeat™, a powerful Euphoria™ jet, and the stimulating Sole Soothers™ foot jets (vary by model). Conveniently placed diverters allow you to adjust and direct jet pressure to the seats of your choice.

Subtle style details throughout each Paradise model create a special ambiance, including the illuminated Acquarella™ waterfall and handrail.

MAKENA™



- 6 Adults
- 226 x 226 x 91 cm
- 46 Jets

SALINA™



- 7 Adults
- 226 x 226 x 91 cm
- 40 Jets

MARTINIQUE™



- 5 Adults
- 226 x 193 x 86 cm
- 34 Jets

KAUAI™



- 3 Adults
- 213 x 165 x 75 cm
- 31 Jets

PARADISE SERIES MAKENA™

The Makena™ a full-featured, full-sized lounge spa model in the popular Paradise™ Series, is perfect for daily personal care, family time, and entertaining. The Makena features our signature comfort, performance, and style amenities including 46 jets, 12 points-of-light, a backlit Acquarella™ waterfall, and seating for up to 6 adults.



Shown with White Pearl shell and Espresso cabinet

| | |
|---|---|
| Seating Capacity | 6 adults |
| Dimensions | 226 x 226 x 91 cm |
| Hydromassage Jets 46 total | 1 Euphoria™ jet 6 VersaSage™ jets 2 AdaptaFlo™ jets 37 Euro jets |
| FROG™ Water Care System | Integrated; cartridge-ready |

See pages 39 for full product specifications.



“ There are so many different configurations for running the jets and moving about in the spa. Its sculptured shape is very welcoming. ”

— Makena Owner



PARADISE SERIES SALINA™

The Salina™ is a paradise found. The comfort-styled open seat spa is roomy enough for seven. Its spacious two-level footwell features the powerful Euphoria™ jet for multi-position enjoyment. With 40 jets and two, 2.5 HP ReliaFlo™ jet pumps onboard, this hot tub is a power-packed massage "machine".



Shown with White Pearl shell and Teak cabinet



| | |
|---------------------------------------|---|
| Seating Capacity | 7 adults |
| Dimensions | 226 x 226 x 91 cm |
| Hydromassage Jets 40 total | 1 Euphoria™ jet 6 VersaSage™ jets 4 AdaptaFlo™ jets 29 Euro jets |
| FROG™ Water Care System | Integrated; cartridge-ready |

See pages 39 for full product specifications.

“Jets are great and the foot well jet is just wonderful. That was the selling point for us.” –Salina Owner



PARADISE SERIES MARTINIQUE™

This repeat Consumers Digest Best Buy® spa is spacious and contemporary. Its sculpted shape is like an island retreat – welcoming and inviting. The spa's contoured look features a roomy lounge with an expanded leg area and FootRidge™ enhancements. With a generous jetting system, the Martinique™ takes relaxation to a new level.



Shown with White Pearl shell and Coastal Grey cabinet

| | |
|---|---|
| Seating Capacity | 5 adults |
| Dimensions | 226 x 193 x 86 cm |
| Hydromassage Jets 34 total | 7 VersaSsage™ jets 2 AdaptaSsage™ jets 1 AdaptaFlo™ jet 24 Euro jets |
| FROG™ Water Care System | Integrated; cartridge-ready |

See pages 39 for full product specifications.



“My Martinique spa is the most therapeutic and relaxing comfort I enjoy every day. For value and outstanding quality, you cannot go wrong with a Caldera.” – Martinique Owner



calderaspas.co.uk

PARADISE SERIES KAUAI™

Named for an island popular among vacationers, the Kauai™ redefines easy living. The Kauai hot tub seats 3 adults and features the UltraMassage™ lounge and EcstaSeat™. Powerful spa jets and conversation seating makes the Kauai a popular 3 person hot tub. With 24 Euro jets, 5 VersaSage™ jets and a powerful ReliaFlo™ 2.0 HP pump, the Kauai is a powerhouse of pleasure.



Shown with White Pearl shell and Espresso cabinet



| | |
|---|---|
| Seating Capacity | 3 adults |
| Dimensions | 213 x 165 x 75 cm |
| Hydromassage Jets 31 total | 5 VersaSage™ jets 2 Euro-Pulse™ jets 24 Euro jets |
| FROG™ Water Care System | Integrated; cartridge-ready |

See pages 39 for full product specifications.

“Easy to maintain, easy to use. Fits perfectly on our deck. We love it!” –Kauai Owner



PARADISE™ SERIES

| | MAKENA™ | SALINA™ | MARTINIQUE™ | KAUAI™ |
|-----------------------------|---|---|---|--|
| Seating Capacity | 6 adults | 7 adults | 5 adults | 3 adults |
| Dimensions | 226 x 226 x 91 cm | 226 x 226 x 91 cm | 226 x 193 x 86 cm | 213 x 165 x 75 cm |
| Water Capacity | 1,500 litres | 1,600 litres | 1,500 litres | 875 litres |
| Dry Weight | 465 kg | 455 kg | 420 kg | 335 kg |
| Filled Weight* | 2,445 kg | 2,615 kg | 2,320 kg | 1,450 kg |
| Cabinet Type | EcoTech™ Cabinet | EcoTech™ Cabinet | EcoTech™ Cabinet | EcoTech™ Cabinet |
| Step Type | EcoTech™ or Polymer | EcoTech™ or Polymer | EcoTech™ or Polymer | EcoTech™ or Polymer |
| Cover Colours | Chestnut, Ash, Caramel | Chestnut, Ash, Caramel | Chestnut, Ash, Caramel | Chestnut, Ash, Caramel |
| Cover Design | Standard | Standard | Standard | Standard |
| Cover Lifters | ProLift™ IV, ProLift™ III, ProLift™ II, ProLift™ | ProLift™ IV, ProLift™ III, ProLift™ II, ProLift™ | ProLift™ IV, ProLift™ III, ProLift™ II, ProLift™ | ProLift™ IV, ProLift™ III, ProLift™ II, ProLift™ |
| Bottom Seal | Poly Sheet | Poly Sheet | Poly Sheet | Poly Sheet |
| Lighting | SpaGlo™ 12 Points-of-Interior Lights | SpaGlo™ 12 Points-of-Interior Lights | SpaGlo™ 10 Points-of-Interior Lights | SpaGlo™ 7 Points-of-Interior Lights |
| Branding | Branding Decal on cabinet | Branding Decal on cabinet | Branding Decal on cabinet | Branding Decal on cabinet |
| Pumps | 2 ReliaFlo™ Pumps 1 Dual-Speed 2.5 HP (5.2 HP BHP**) & 1 Single-Speed 2.5 HP (5.2 BHP**) | 2 ReliaFlo™ Pumps 1 Dual-Speed 2.5 HP (5.2 HP BHP**) & 1 Single-Speed 2.5 HP (5.2 BHP**) | 2 ReliaFlo™ Pumps 1 Dual-Speed 2.0 HP (4.0 HP BHP**) & 1 Single-Speed 2.0 HP (4.0 BHP**) | 1 ReliaFlo™ Pump 1 Single-Speed 2.0 HP (4.0 BHP**) |
| Jets | 46 Jets (37 Euro, 6 VersaSage™, 2 AdaptaFlo™, 1 Euphoria™) | 40 Jets (29 Euro, 6 VersaSage™, 4 AdaptaFlo™, 1 Euphoria™) | 34 Jets (24 Euro, 7 VersaSage™, 2 AdaptaSage™, 1 AdaptaFlo™) | 31 Jets (24 Euro, 5 VersaSage™, 2 Euro-Pulse™) |
| Controls | Advent™ LCD Main CP | Advent™ LCD Main CP | Advent™ LCD Main CP | Advent™ LCD Main CP |
| Circulation Pump | EnergyPro™ Circulation Pump | EnergyPro™ Circulation Pump | EnergyPro™ Circulation Pump | EnergyPro™ Circulation Pump |
| Heater | EnergyPro™ Heater (2,900 Watts) | EnergyPro™ Heater (2,900 Watts) | EnergyPro™ Heater (2,900 Watts) | EnergyPro™ Heater (2,900 Watts) |
| Filter Size | 7 m² | 7 m² | 4.5 m² | 4.5 m² |
| Water Care System | Spa Frog™*** Cartridge Ready | Spa Frog™*** Cartridge Ready | Spa Frog™*** Cartridge Ready | Spa Frog™*** Cartridge Ready |
| Monarch™ CD Ozone System | Standard | Standard | Standard | Standard |
| Electrical Requirements**** | 230V/16 & 25 amp | 230V/16 & 25 amp | 230V/16 & 25 amp | 230V/16 amp |
| Music Ready | Wireless sound system with Bluetooth® technology, Wireless In-home Dock (optional) | Wireless sound system with Bluetooth® technology, Wireless In-home Dock (optional) | Wireless sound system with Bluetooth® technology, Wireless In-home Dock (optional) | Wireless sound system with Bluetooth® technology, Wireless In-home Dock (optional) |
| Water Features | 1 Acquarella™ Waterfall w/LED lighting | 1 Acquarella™ Waterfall w/LED lighting | 1 Acquarella™ Waterfall w/LED lighting | N/A |

*Filled weight includes the weight of the occupants assuming an average weight of 80 kg.

** Brake Horsepower (BHP) is the horsepower a pump motor achieves for a brief period upon start-up

*** This system is approved for use in the following countries: Austria, Canada, Denmark, France, Germany, Ireland, Italy, Norway, Portugal, Sweden, UK, USA.

**** Other configurations available

THE VACANZA SERIES

The Wellness Benefits of a Caldera® Spa at a Great Value



The Vacanza™ Series gives you access to the wellness and renewal benefits of a hot tub at a great value. Like all our hot tubs, Vacanza models include hydrotherapy jets that target major muscle groups to work away stress so you emerge fully rejuvenated.

These streamlined spas are ergonomically designed to cradle your body and feature a uniquely textured Foot Ridge™ that lets you stay securely in your seat, helping you relax, especially when enjoying powerful jets. The sight and sound of the Acquarella™ waterfall delights the senses and offers a peaceful meditative background.

All Vacanza Series spas are crafted for durability so you can enjoy them every day. Its features include:

- ✿ Jets configured for Hot Tub Circuit Therapy™
- ✿ Integrated FROG™ in-line water care
- ✿ Energy-efficient FiberCor® insulation
- ✿ Durable, low-maintenance EcoTech™ cabinet

CALDERA WELLNESS

Burn more calories in the same amount of time! A 2006 study in the British Journal of Sports Medicine showed that walkers in their fifties burned 25% more calories when they increased their walking speed a mere kilometre per hour from 5.8 kph to 6.6 kph. But the caloric burn gets greater as speed increases. Add another kilometre per hour from 6.6 to 7.4 and the effect burns 32 percent more calories.

Source: The Walking-Off-Weight Breakthrough, Michele Stanten, More Magazine

PALATINO™



6 Adults
226 x 226 x 98 cm
45 Jets

MARINO™



6 Adults
213 x 213 x 91 cm
35 Jets

VANTO™



7 Adults
213 x 213 x 91 cm
35 Jets

CAPITOLO™



5 Adults
208 x 208 x 84 cm
23 Jets

CELIO™



3 Adults
213 x 165 x 76 cm
18 Jets

AVENTINE™



2 Adults
162 x 162 x 74 cm
14 Jets

VACANZA SERIES PALATINO™



Shown with White Pearl shell and Espresso cabinet



VACANZA SERIES MARINO™



Shown with Midnight Canyon shell and Teak cabinet



The Palatino™ spa seats six adults, features the Acquarella™ waterfall, and has 45 powerful hydromassage jets. This value-priced hot tub is stylish and spacious.



Six adults fit comfortably in the Marino™, a popular Vacanza™ Series spa with 35 hydromassage jets and a surprising range of features that make caring for and enjoying your hot tub a simple pleasure.

| | |
|---|---|
| Seating Capacity | 6 adults |
| Dimensions | 226 x 226 x 98 cm |
| Hydromassage Jets 45 total | 4 AdaptaSage™ jets 6 AdaptaFlo™ jets 35 Euro jets |
| FROG™ Water Care System | Integrated; cartridge-ready |

See pages 44–45 for full product specifications.

| | |
|---|---|
| Seating Capacity | 6 adults |
| Dimensions | 213 x 213 x 91 cm |
| Hydromassage Jets 35 total | 3 AdaptaSage™ jets 5 AdaptaFlo™ jets 27 Euro jets |
| FROG™ Water Care System | Integrated; cartridge-ready |

See pages 44–45 for full product specifications.

VACANZA SERIES VANTO™



Shown with Tuscan Sun shell and Espresso cabinet



VACANZA SERIES CAPITOLO™



Shown with Pearl shell and Espresso cabinet



A non-lounge hot tub, the Vanto model features the stylish design and powerful spa jetting system found on all Vacanza Series hot tubs.



The Capitolo seats 5 adults and adds unmatched comfort to the Vacanza™ Series, offering not one, but two contoured lounge seats. 23 powerful jets complete the picture and unleash this spa's full potential.

| | |
|---|---|
| Seating Capacity | 7 adults |
| Dimensions | 213 x 213 x 91 cm |
| Hydromassage Jets 35 total | 3 AdaptaSage™ jets 5 AdaptaFlo™ jets 27 Euro jets |
| FROG™ Water Care System | Integrated; cartridge-ready |

See pages 44–45 for full product specifications.

| | |
|---|---|
| Seating Capacity | 5 adults |
| Dimensions | 208 x 208 x 84 cm |
| Hydromassage Jets 23 total | 2 AdaptaSage™ jets 4 AdaptaFlo™ jets 17 Euro jets |
| FROG™ Water Care System | Integrated; cartridge-ready |

See pages 44–45 for full product specifications.

VACANZA SERIES CELIO™



Shown with White Pearl shell and Coastal Grey cabinet



VACANZA SERIES AVENTINE™



Shown with Sterling Marble shell and Coastal Grey cabinet



The Celio™ is a 3-person lounge spa model and is the perfect solution for small garden installations that have space constraints.



The Aventine™ hot tub has been specially designed for small spaces and fits exceptionally well in a corner. So tuck it away and enjoy a wonderful hydromassage experience in this two-person hot tub.

| | |
|---|--|
| Seating Capacity | 3 adults |
| Dimensions | 213 x 165 x 76 cm |
| Hydromassage Jets 18 total | 1 AdaptaSsage™ jets 3 AdaptaFlo™ jets 14 Euro jets |
| FROG™ Water Care System | Integrated; cartridge-ready |

See pages 44–45 for full product specifications.

| | |
|---|--|
| Seating Capacity | 2 adults |
| Dimensions | 162 x 162 x 74 cm |
| Hydromassage Jets 14 total | 6 AdaptaFlo™ jets 2 Euro-Pulse™ jets 6 Euro jets |
| FROG™ Water Care System | Integrated; cartridge-ready |

See pages 44–45 for full product specifications.

VACANZA™ SERIES

| | PALATINO™ | MARINO™ | VANTO™ | CAPITOLO™ |
|-----------------------------|---|---|---|--|
| Seating Capacity | 6 adults | 6 adults | 7 adults | 5 adults |
| Dimensions | 226 x 226 x 98 cm | 213 x 213 x 91 cm | 213 x 213 x 91 cm | 208 x 208 x 84 cm |
| Water Capacity | 1,525 litres | 1,375 litres | 1,425 litres | 1,175 litres |
| Dry Weight | 415 kg | 380 kg | 385 kg | 330 kg |
| Filled Weight* | 2,420 kg | 2,235 kg | 2,370 kg | 1,905 kg |
| Cabinet Type | EcoTech™ Cabinet | EcoTech™ Cabinet | EcoTech™ Cabinet | EcoTech™ Cabinet |
| Step Type | EcoTech™ or Polymer | EcoTech™ or Polymer | EcoTech™ or Polymer | EcoTech™ or Polymer |
| Cover Colours | Chestnut, Ash, Caramel | Chestnut, Ash, Caramel | Chestnut, Ash, Caramel | Chestnut, Ash, Caramel |
| Cover Design | Standard | Standard | Standard | Standard |
| Cover Lifters | ProLift™ IV, ProLift™ III, ProLift™ II, ProLift™ | ProLift™ IV, ProLift™ III, ProLift™ II, ProLift™ | ProLift™ IV, ProLift™ III, ProLift™ II, ProLift™ | ProLift™ IV, ProLift™ III, ProLift™ II, ProLift™ |
| Bottom Seal | Visquene Sheet | Visquene Sheet | Visquene Sheet | Visquene Sheet |
| Lighting | Mystique™ 10 Points-of-Interior Lights | Mystique™ 10 Points-of-Interior Lights | Mystique™ 10 Points-of-Interior Lights | Mystique™ 10 Points-of-Interior Lights |
| Branding | Branding Decal on cabinet | Branding Decal on cabinet | Branding Decal on cabinet | Branding Decal on cabinet |
| Pumps | 2 ReliaFlo™ Pumps 1 Dual-Speed 2.5 HP (5.2 HP BHP**) & 1 Single-Speed 2.5 HP (5.2 BHP**) | 2 ReliaFlo™ Pumps 1 Dual-Speed 2.0 HP (4.0 HP BHP**) & 1 Single-Speed 2.0 HP (4.0 BHP**) | 2 ReliaFlo™ Pumps 1 Dual-Speed 2.0 HP (4.0 HP BHP**) & 1 Single-Speed 2.0 HP (4.0 BHP**) | 1 ReliaFlo™ Pump 1 Dual-Speed 2.5 HP (5.2 HP BHP**) |
| Jets | 45 Jets (35 Euro, 6 AdaptaFlo™, 4 AdaptaSsage™) | 35 Jets (27 Euro, 5 AdaptaFlo™, 3 AdaptaSsage™) | 35 Jets (27 Euro, 5 AdaptaFlo™, 3 AdaptaSsage™) | 23 Jets (17 Euro, 4 AdaptaFlo™, 2 AdaptaSsage™) |
| Controls | LCD Main CP | LCD Main CP | LCD Main CP | LCD Main CP |
| Circulation Pump | None | None | None | None |
| Heater | Hi-Flow Heater (2,000 Watts) | Hi-Flow Heater (2,000 Watts) | Hi-Flow Heater (2,000 Watts) | Hi-Flow Heater (2,000 Watts) |
| Filter Size | 6 m² | 6 m² | 6 m² | 3 m² |
| Water Care System | Spa Frog™**** Cartridge Ready | Spa Frog™**** Cartridge Ready | Spa Frog™**** Cartridge Ready | Spa Frog™**** Cartridge Ready |
| Monarch™ CD Ozone System | Optional | Optional | Optional | Optional |
| Electrical Requirements**** | 230V/20 amp | 230V/16 amp | 230V/16 amp | 230V / 16 amp |
| Music Ready | Wireless sound system with Bluetooth® technology, Wireless In-home Dock (optional) | Wireless sound system with Bluetooth® technology, Wireless In-home Dock (optional) | Wireless sound system with Bluetooth® technology, Wireless In-home Dock (optional) | Wireless sound system with Bluetooth® technology, Wireless In-home Dock (optional) |
| Water Features | 1 Acquarella™ Waterfall | 1 Acquarella™ Waterfall | 1 Acquarella™ Waterfall | 1 Acquarella™ Waterfall |

*Filled weight includes the weight of the occupants assuming an average weight of 80 kg.

** Brake Horsepower (BHP) is the horsepower a pump motor achieves for a brief period upon start-up

*** This system is approved for use in the following countries: Austria, Canada, Denmark, France, Germany, Ireland, Italy, Norway, Portugal, Sweden, UK, USA.

**** Other configurations available

| CELIO™ | AVENTINE™ |
|--|--|
| 3 adults | 2 adults |
| 213 x 165 x 76 cm | 162 x 162 x 74 cm |
| 825 litres | 575 litres |
| 290 kg | 225 kg |
| 1,355 kg | 960 kg |
| EcoTech™ Cabinet | EcoTech™ Cabinet |
| EcoTech™ or Polymer | EcoTech™ or Polymer |
| Chestnut, Ash, Caramel | Chestnut, Ash, Caramel |
| Standard | Standard |
| ProLift™ IV, ProLift™ III, ProLift™ II, ProLift™ | ProLift™ IV, ProLift™ III, ProLift™ II, ProLift™ |
| Visquene Sheet | Visquene Sheet |
| Mystique™ 6 Points-of-Interior Lights | Blue LED Underwater Light (Optional Mystique™ System) |
| Branding Decal on cabinet | Branding Decal on cabinet |
| 1 ReliaFlo™ Pump 1 Dual-Speed 2.0 HP (4.0 HP BHP**) | 1 ReliaFlo™ Pump 1 Dual-Speed 2.0 HP (4.0 HP BHP**) |
| 18 Jets (14 Euro, 3 AdaptaFlo™, 1 AdaptaSsage™) | 14 Jets (6 Euro, 6 AdaptaFlo™, 2 Euro-Pulse™) |
| LCD Main CP | LCD Main CP |
| None | None |
| Hi-Flow Heater (2,000 Watts) | Hi-Flow Heater (2,000 Watts) |
| 3 m² | 3.5 m² |
| Spa Frog™*** Cartridge Ready | Spa Frog™*** Cartridge Ready |
| Optional | Optional |
| 230V / 16 amp | 230V / 16 or 20 amp |
| N/A | N/A |
| N/A | N/A |



Design Palette



The Utopia Series

As part of our Utopia™ Series design transformation, we have introduced our revolutionary new Avante™ Cabinet in three colours inspired by earth mineral hues. Shell colours vary by model.

SHELL



Tuscan Sun



Arctic White



Pacific Rim



Platinum




White Pearl



Midnight Canyon

CABINET



Slate



Brownstone



Sand

COVER



Slate



Chocolate



Taupe

Colours that Blend with Your Life & Your Surroundings

Choose the colour of your new spa's hand-crafted, three layered DuraBond™ shell, EcoTech™ or Avante™ cabinet, and cover to coordinate your spa with your house, patio, or whatever area you wish. We will build your spa to the combination you choose.

1 Choose your shell colour

Paradise™ and Vacanza™ Series spas are available in up to five contemporary colours, featuring either a smooth or textured finish. Selection varies by model.

2 Choose your cabinet colour

Paradise and Vacanza Series spas have a low-maintenance, durable EcoTech spa cabinet that combines the look of real wood with reinforced polymers. EcoTech is backed by up to a three-year warranty.

3 Choose your cover colour

Caldera® spa covers, with their integrated cover lifter bar, deliver safety and energy efficiency. Colour-coordinated with the spa cabinets, our covers feature dense foam insulation wrapped in durable marine-grade vinyl, and include ASTM-compliant child-safety locks.

Paradise and Vacanza Series

SHELL



Tuscan Sun



White Pearl



Desert



Sterling Marble
(Not available on Vacanza models, except Aventine™)



Midnight Canyon

CABINET



Coastal Grey



Espresso



Teak

COVER



Ash



Chestnut



Caramel

The Essentials that Every Spa Needs

A cover lifter is an essential spa accessory that protects your spa, the cover, and your investment. Designed to allow one person to effortlessly fold the cover back and out of the way, a lifter makes it easy for you to be in your spa in seconds, enjoying all the benefits of a daily 20-minute soak.

Without a lifter, your cover could be damaged as you take it on and off. That damage can affect the cover's energy efficiency and wind up costing you money in energy bills. And anecdotal

evidence suggests you will tend to use your hot tub much less if getting the cover off and on is difficult and time-consuming.

Designed to integrate seamlessly with Caldera® spas, we offer four ProLift™ Cover Lifter options that protect your cover and are easy to use. Talk to your dealer to see which is right for your model of spa and your needs.



ProLift

The ProLift™ attaches to both cover and cabinet and has a built in safety lock. Requires 36 cm clearance. (*not available on Utopia™ Series spas*)



ProLift II

The ProLift™ II uses a single pneumatic gas shock for smooth operation. Requires 61 cm clearance.



ProLift III

Our best lifter, the ProLift™ III has two pneumatic gas shocks to provide smooth, quiet operation. Very little effort is required to remove or replace the cover, even on larger spa models, because the shocks do the heavy lifting. Requires 61 cm clearance.



ProLift IV

For decks, gazebos, or other areas where clearance is limited, the ProLift™ IV enables you to position the cover vertically, just behind the spa. Requires only 18 cm clearance.



Spa side umbrella

Protect yourself from direct sunlight or rain with our large 3 m diameter umbrella. The canopy pivots to cover the spa or your patio. The base slips securely under the spa cabinet for stability. Canopy available in Crème or Navy.

Spa side handrail

Our handrail is ideal for children, seniors or anyone who wants to feel more secure getting in or out of their spa. The baseplate slips securely under the spa cabinet for stability, and the curved rail pivots for entrance or exit. For added safety, the handrail is illuminated with an LED light.

Spa side towel tree

Hang towels or robes while you take a rejuvenating soak. Made with weather-resistant, powder-coated aluminum.



Avante steps

These two-tiered steps match the Avante™ all-climate cabinet on our Utopia™ models. Available in Slate, Sand and Brownstone.



EcoTech steps

Our durable EcoTech™ steps are made from the same weather-resistant material used to construct our exterior cabinets. Available in Coastal Grey, Espresso and Teak.



Polymer steps

This economical 82 cm step is durable, lightweight and made of recycled materials. Available in Coastal Grey, Espresso and Teak.



Looking for natural methods for reducing inflammation? Natural anti-inflammatories with impressive results include black cherry juice, turmeric, and even cinnamon. A simple online search provides details. As always, check with your doctor before adopting any supplemental health plan.

Source: Livestrong.org

Nothing Enhances Your Relaxation Like
High-quality Sound




Add music to any Caldera spa

Music has the ability to enhance or create nearly any mood. For the ideal setting in or around a hot tub, it is important to have components designed to deliver high fidelity sound in a wet, outdoor environment. We offer a range of integrated music options so that you can find the entertainment system that works best for you.

If you love to relax to music, be sure to order your Caldera® Spas hot tub with integrated speakers that are factory-installed and thoughtfully placed within the spa shell for superior sound quality. Upgrade your system with an internally mounted subwoofer to enhance the low-range bass and volume. Every Caldera Spas Wireless Sound System lets you adjust volume, bass, treble and balance from controls on the spa.

Wireless sound system with Bluetooth

 **Bluetooth®** Our Bluetooth® music options heighten your spa enjoyment and help you unwind as you relax or enjoy a massage for your tired muscles. Stream music live or play from your own music library.



CALDERA
WELLNESS

To relax, try the 4-7-8 Relaxing Breath Exercise. Press your tongue to the roof of your mouth with the tip of your tongue near the base of your front teeth. Breathe in through your nose slowly to a count of 4. Hold your breath for a count of 7. Exhale through your mouth for a slow count of 8. As you exhale with your tongue pressed against the roof of your mouth, make a soft "wooshing" sound. Keep the tip of your tongue in the same position throughout. Repeat the cycle four times. This twice-a-day exercise is a "natural tranquiliser" for the nervous system.

Source: Dr. Andrew Weil, M.D.

Series Speakers



Utopia™ Series

Our music version Utopia models feature three to four pairs of 2.5 cm low profile speakers that surround the contoured pillow headrests (vary by model). These integrated waterproof speakers produce a robust, high quality sound driven by the Wireless Sound System with Bluetooth Technology as well as a separate subwoofer.



Paradise™ Series

Our music version Paradise Series spas include integrated 9 cm waterproof speakers. These sleek speakers are thoughtfully placed for great sound quality. They also feature the Wireless Sound System with Bluetooth Technology and a separate subwoofer.



Vacanza™ Series

Most Vacanza models can be ordered with the Wireless Sound System with Bluetooth Technology including wellplaced speakers to enhance your spa enjoyment. A separate subwoofer can optionally be added.

Monitor and Control Your Spa from Anywhere in the World

With the Connexion™ Remote Spa Monitoring System, you and your local dealer can monitor the status of your hot tub from nearly anywhere in the world using a smartphone or tablet*.

The system provides real-time information and control of spa functions. With VirtualValet™ and a subscription service, your local dealer can receive alerts from the system and respond when issues arise.

The Connexion subscription service makes it much easier to maintain your spa when you are away. It is especially helpful for a spa at a vacation home or cabin, or to help frequent travelers monitor a spa from anywhere.

Connexion offers more than just information and real-time alerts if there is a problem. It also allows you to control select spa functions remotely**.

Best of all, Connexion gives you the peace of mind that your spa is working properly and will be serviced when needed. The Connexion Remote Spa Monitoring System is available as a dealer-installed option on all Caldera® spa models.

* US Patents #8,688,280 and #8,838,280

** Interface only available in English



Get More Use from Your Hot Tub During Hot Summer Months

While many hot tub users prefer to keep their spa water hot year round, some people want to cool down in their spa during summer. Now Caldera® Spas offers a way to cool down and get more use from your hot tub during those months. With the CoolZone™ Hot Tub Cooling System, your Caldera Spas hot tub can both cool and warm spa water, something not possible with most hot tubs. It works much like an air conditioner, cooling spa water to as low as 16°C. When you are ready to warm the water again, the system works in conjunction with your heater to efficiently raise water temperature in just a few hours.

Energy-efficient

The CoolZone system is highly efficient and can improve the energy use of your hot tub during normal operation because it can reduce the amount of time the heater needs to run. Over time, it can reduce your operating costs and save you money*.

Therapeutic benefits

A cold soak can help muscle recovery by reducing swelling caused during a strenuous workout. When you leave the water, muscles warm up, bringing oxygenated blood back in to help muscles recover. Later, the CoolZone system can raise the spa water temperature to provide the benefits of warm water immersion, bringing more oxygenated blood to tissues, and increasing flexibility.

Family benefits

A hot tub can enhance communication within a family with more time together, free of distractions. By creating a cool getaway during a hot summer day, your Caldera spa can become a great place for a family to gather, cool off, and relax**.

** Depending on ambient temperature and other factors. Ask your Caldera dealer for details.*

***Never leave children unattended around water.*



CoolZone must be installed by your dealer in conjunction with a licensed HVAC installer.

COOLZone™
Hot Tub Cooling System





A legacy of trust



Caldera® Spas was founded in 1976 and is one of the most heralded and trusted spa brands in the world.

Caldera is manufactured by Watkins Wellness—the global industry leader having built more than one million hot tubs.

Quality assurance

From precision craftsmanship to rigorous quality control and testing, each Caldera spa is scrutinised for form, function, fit, and finish before it is ready for you. We are committed to the highest level of engineering and construction and back each spa with our exceptional ComfortGuard™ warranty—one of the best in the industry.

Recognition

Caldera spas are recognised throughout the industry for performance, quality, and customer satisfaction. Recent awards and recognition include being consecutively named a Consumers Digest® “Best Buy” for the Paradise™ Series Martinique™ model and receiving nine consecutive certifications for excellence in customer satisfaction from the consumer group SpaSearch.



At your service

Backed by the full expertise and resources of Caldera Spas, our professional retailers are committed to ensuring your long-term customer satisfaction. From purchase to installation to service and more, count on your professional retailer to make Caldera ownership easy and enjoyable.



WatkinsWellness™
Feel good. Live well.™

A global leader

Watkins Wellness is owned by Masco Corporation. A Fortune 500 company, Masco is a global leader whose family of trusted home products includes:

hansgrohe

HÜPPE
SHOWER AND SOUL

MASCO



Distributed in the UK by Certikin International Ltd



We print our brochures on only Forest Stewardship Council (FSC) Paper

Printed in the EU on recycled paper that contains 10% post-consumer waste and is FSC certified.

FSC ensures that the paper in our brochures contain fiber from well-managed and responsibly treated forests. Please pass this brochure on or recycle again.



CalderaSpas®
Come to Life

©2016 Watkins Wellness, 1280 Park Center Drive, Vista CA 92081. All rights reserved. Acquarella, AdaptaFlo, AdaptaSsage, Advent, Atlas, Avante, Aventine, Caldera, Caldera Diagnostic Resource, Cantabria, Capitolo, Celio, Come to Life, ComfortGuard, Connexion, CoolZone, EcoTech, EcstaSeat, EnergyPro, Euphoria, Euro-Pulse, FiberCor, Foot Ridge, Geneva, Hot Tub Circuit Therapy, Kauai, LumbarSsage, Makena, Marino, Martinique, Monarch, Mystique, Niagara, OrbiSsage, Palatino, Paradise, ProLift, Pure Comfort, Pure Performance, Pure Style, Q Chamber, ReliaFlo, Salina, Sole Soothers, SpaGlo, Tahitian, UltraMassage, UltraMasseuse, Utopia, Vacanza, Vanto, and VersaSsage, VirtualValet and 20 Minute Renewal are trademarks of Watkins Wellness. Moores and Bristan are registered trademarks. Hansgrohe and Hüppe are registered trademarks. The BEST BUY Seal is a registered trademark of Consumers Digest Communications, LLC, used under license. iPod and iPhone are registered trademarks of Apple, the Bluetooth word mark and logos are registered trademarks owned by Bluetooth SIG, Inc. and used under license, FROG is a registered trademark of King Technology, Inc. Specifications subject to change without notice. Models, features and electrical requirements may vary by country. U.S. Patents; #5,819,332; 5,924,850; 6,195,811; 6,381,766; 6,859,952; 7,160,446; 7,219,690; 7,490,370; 7,671,994; 7,698,754; 6,381,766B1; D543282; D600816; D616104; D616105; D616999; D641486; D641889; D643539; D649256; D657881 and other patents pending.



calderaspas.co.uk

